

**JELD WEN**  
WINDOWS & DOORS

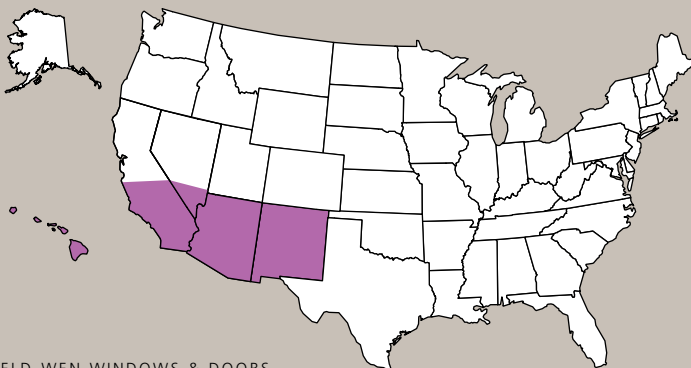
PREMIUM ALUMINUM  
Windows & Patio Doors



RELIABILITY *for real life*®



# A SMART ASSORTMENT



## JELD-WEN® PREMIUM ALUMINUM—U.S. AVAILABILITY

■ All window and patio door styles in this catalog are available in the states that are highlighted in purple.

Whatever kind of home you're creating, JELD-WEN believes it deserves reliability. That's why we make Premium Aluminum windows and patio doors. They're available in a wide range of styles, with plentiful options, and supported by our industry-leading warranty. That's our assurance that you'll find reliability that's perfect for your project.

For inquiries, call us Monday through Friday, from 6 a.m. to 5 p.m. (PT), at **800-JELD-WEN**. Find installation and maintenance instructions at [www.jeld-wen.com/resources](http://www.jeld-wen.com/resources).



### Table of Contents

Materials and components .....	4	Fixed, Radius and Geometric windows .....	15
Glass types .....	6	Sliding Patio doors — Single-track doors .....	16
Key features and options .....	8	Sliding Patio doors — Multi-track doors .....	17
Window styles and terminology .....	10	Aluminum warranty .....	18
Casement and Awning windows .....	12	About JELD-WEN .....	19
Single-Hung windows .....	13		
Sliding and Rolling windows .....	14		

# STRENGTH IN EVERY ASPECT

## Premium aluminum windows and patio doors

Strong and lightweight, extruded aluminum alloys are a perfect choice for window components in mild climate regions. Our Premium Aluminum windows and patio doors are attractive, long-lasting and virtually maintenance-free.





## Frame types

### Nail fin frame

This frame is designed to ensure easy installation for new construction.

### Block frame

The block frame is ideal for replacement applications. Designed to be installed from a home's interior, directly into the pocket-like space left after an old sash is removed. Installation can be done simply and neatly without disturbing exterior siding, stucco, interior trim, paint or wallpaper. The block frame is also ideal for new concrete or concrete block homes.

### Flush fin frame

Our flush fin option allows our windows to be installed from the exterior into an existing aluminum window frame; the fin covers the old window frame. No need to cut back stucco or siding, refinish interior trim, or replace blinds or window coverings.




Nail fin frame



Block frame



Flush fin frame



# PERFORMANCE THAT'S SIMPLY BRILLIANT

## Low-E and LoE<sup>3</sup>-366

Our standard high-performance Low-E insulating glass lowers energy costs, helps homes stay cooler in the summer and warmer in the winter, prevents fading of interior furnishings, and reduces condensation. It also delivers greater visible light transmittance than tinted glass. As an option, you can select Low-E glass with argon for added insulation. We also offer optional LoE<sup>3</sup>-366, which offers more protection against heat gain, as well as greater energy savings.

With either Low-E or LoE<sup>3</sup>-366 glass, most of our windows and patio doors are ENERGY STAR<sup>®</sup> qualified. This means they exceed the minimum energy efficiency criteria for the climate region you live in.



In warm weather, Low-E glass reflects the sun's energy and reduces heat gain in the home.



In cold weather, Low-E glass reduces the amount of heat lost by reflecting it back inside.



## Clear insulating glass

This type of glass offers maximum visible light transmittance and solid energy efficiency in most climates. It consists of two panes of glass, sealed with an airspace.

## Tinted glass

Our tinted glass is ideal for climates with intense sunlight. It reduces glare and visible light transmittance, while keeping homes more comfortable in warm weather. In addition to the samples shown, we offer Solar Green and Dark Grey.



Azurlite

Bronze

Grey

## Textured glass

Let light in while maintaining privacy with our textured glass options. We offer a range of textures (shown below) to meet your aesthetic preferences.




Obscure

Aquatex

Glue Chip

Rain



Reed

Delta Frost

Sycamore

Autumn

*Actual colors may vary from the samples displayed.*

### Laminated glass

Laminated glass consists of panes of glass with an invisible interlayer, sandwiched together to create an extremely sturdy glass unit. This provides increased protection for home safety and from incidental impact; it also provides an improved barrier against sound and harmful UV rays.

### Tempered glass

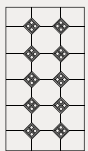
When glass is heat-treated during manufacturing, it is given extra strength, enabling it to withstand abnormal force or pressure on its surface—it will not break into sharp pieces. Local codes often require tempered glass to be used in all windows that are close to the floor or near doors, bathtubs or showers.

### SoundMaster glass


According to the U.S. Census Bureau, noise is the number one complaint people have about their neighborhoods. Yet with sound-reducing SoundMaster glass, homeowners can enjoy much quieter living spaces. Testing shows that SoundMaster glass improves the sound efficiency of a dual-glazed window by about 20 percent.

### Decorative glass

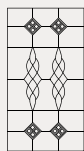
For added visual interest, choose our decorative glass. It includes leaded glass panels arranged in a variety of distinctive designs.



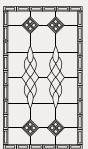
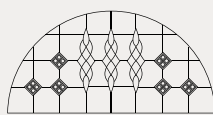
Pattern 100



Pattern 200



Pattern 300



Pattern 400

*Sample patterns shown.  
See dealer for all decorative glass patterns.*



# A FEW DEFINING DETAILS


## Aluminum colors

We offer a palette of popular standard frame colors, anodized frame colors, and optional painted frame colors for your home. As a distinctive option, you can also select color matching or custom colors.



## Grilles between the glass (GBG)

With grilles between the glass, you'll enjoy the look of divided lites without any upkeep because they are placed between the two panes of insulating glass. They're available in 5/8" flat or 1" contour grilles that are color matched to the windows or patio doors you choose.





### Casement and awning hardware

Our elegant nesting handle and low-profile multipoint locking system won't interfere with window treatments. The nesting handle folds neatly into its housing when not in use and also ensures easy, worry-free operation—even for large casement windows.



Multipoint  
lock handle



Nesting handle



# WINDOW STYLES AND TERMINOLOGY



## Awning

An awning window is appropriate for many architectural styles, and it looks intriguing when grouped with other window types. It is hinged at the top and opens out from the bottom in an upward swing.



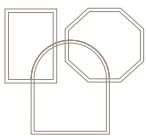
## Bay

This type of window is ideal for traditional or Victorian architecture, and increases the sense of openness in any room. A bay window is composed of three or more individual units. The center unit is parallel to the exterior wall with side or flanking units aligned at 30- or 45-degree angles.



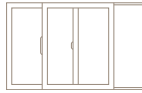
## Casement

A casement window perfectly complements the simplicity of modern design, while also providing maximum ventilation. This type of window is hinged on either side so the sash opens outward, to the right or left, in a swinging motion.



## Fixed, Radius and Geometric

Fixed, radius and geometric windows let you showcase beautiful views and create intriguing window arrangements with other window types. A radius shape is circular or features an arched top. A geometrical shape has straight edges (e.g., rectangles or octagons).



## Rolling

This type of window has one stationary sash and one sash that rolls to the right or left horizontally in grooves or on tracks. Our rolling windows are designed to roll four times easier than industry standards.




## Single-Hung

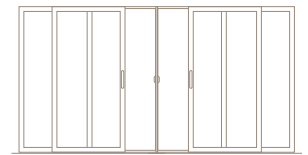
A single-hung window provides a classic appearance to any home. It features a stationary top sash and a bottom sash that slides vertically. We offer single-hung windows with take-out clips for easy sash removal and cleaning.

## Sliding patio door

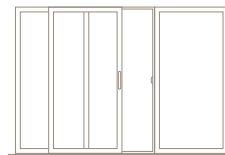
This type of door is perfect for nearly any patio or deck. It opens by sliding along horizontal tracks at the head and sill. Our sliding patio doors are available in two-, three- and four-panel designs.



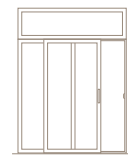
2-Panel Patio Door



4-Panel Patio Door



3-Panel Patio Door



Patio Door with Transom

**Air infiltration** This test measures air infiltration through a window or door, excluding air that passes between the frame of the unit and the wall. The units are tested as specified in AAMA/NWWDA 101/1.S.2-97: cfm (cubic feet/minute) per square foot of overall frame dimension.

**Glazing (IG)** IG refers to insulating glass (dual panes separated by a spacer). IG glass is offered in clear (no special coating or gas filling) and high-performance (HP), which has a special low-emissivity coating for exceptional energy efficiency.

**Outdoor-indoor transmission class (OITC)\*** OITC is a single-number rating that represents the acoustical performance of a product exposed to an exterior noise environment. The test evaluates a product's ability to reduce air and ground transportation noises, such as from an aircraft, freeway or railroad. The frequency range for this test is 80-4000Hz (1/3 octave bands).

**Solar heat gain coefficient (SHGC)** This is a measurement of the amount of heat from solar radiation that makes it through a piece of glass or a fenestration product.

**Sound transmission classification (STC)\*** STC is a single-number rating that represents the acoustical performance of a product exposed to an office noise environment. The test evaluates a product's ability to block common interior noises, such as speech, radio and television. The frequency range for this test is 125-4000Hz (1/3 octave bands).

**U-factor** A window's U-factor is the measure of heat loss through the window. The lower the number, the greater a window resists the transfer of heat.

**U-factor of unit** NFRC-rated U-factors are determined using NFRC 100-01. The average U-factor is an area weighting of the center of the glass and the frame heat loss for the entire unit. The U-factor is the overall coefficient of heat transmission or thermal transmittance (air-to-air) in BTU/hr./sq. ft./degrees fahrenheit. Winter night U-factors are calculated for an outdoor air temperature of 0°F, indoor air temperature of 70°F, outdoor air speed of 15 mph, indoor air speed of 0 mph, and a solar intensity of 0 BTU/hr./sq. ft.

**Visible light transmittance (VT)** VT is an energy performance rating that measures the amount of visible light transmitted through the total fenestration system. VT is expressed as a dimensionless number between 0 and 1. VT is influenced by the type of glazing and the ratio of glazing and frame area. The higher the VT, the more daylight a product lets in.

*\*Published acoustical ratings represent windows with single-strength insulated glass. Higher acoustical performance can be obtained with different glass options.*

# CASEMENT AND AWNING WINDOWS

A casement window perfectly complements the simplicity of modern design, while also providing maximum ventilation. This type of window is hinged on either side so the sash opens outward, to the right or left, in a swinging motion.

An awning window is appropriate for many architectural styles, and it looks intriguing when grouped with other window types. It is hinged at the top and opens out from the bottom in an upward swing.



## Standard features

- Color: White or Desert Sand
- 2-1/2" frame
- Frames include integral nailing fin
- Foam compression gaskets in frame corners
- Nesting handle
- Compression weatherstrip applied along the full perimeter of the operating sash
- High-performance Low-E insulating glass
- Fiberglass Charcoal insect screens in an aluminum frame to match the unit's color\*
- Low-profile multipoint locking system
- DP 50 performance rated

## Optional features

- Color: Bronze Anodized, Clear Anodized, Brilliant White, French Vanilla, Heirloom White, Arctic Silver, Mesa Red, Redwood, Hartford Green, Hunter Green, Chestnut Bronze, Black Licorice or Dark Chocolate
- Insulating glass options include Low-E with argon, LoE<sup>3</sup>-366, tinted, textured, decorative, SoundMaster, laminated and tempered glass
- Grilles between the glass (GBG) with 5/8" flat or 1" contour grilles
- Frame options include block and flush fin
- Custom sizes available





# SINGLE-HUNG WINDOWS



A single-hung window provides a classic appearance to any home. It features a stationary top sash and a bottom sash that slides vertically. We offer single-hung windows with take-out clips for easy sash removal and cleaning.

## Standard features

- Color: White or Desert Sand
- 2-1/2" frame
- Frames include integral nailing fin
- Even sight lines
- Foam compression gaskets in frame corners
- Finpile weatherstrip applied along full perimeter of operating sash
- High-performance Low-E insulating glass
- Fiberglass Charcoal insect screens in an aluminum frame to match the unit's color\*
- Block and tackle balance systems to support the vertical operation of the sash
- Cam-action lock with mortise strike

## Optional features

- Color: Bronze Anodized, Clear Anodized, Brilliant White, French Vanilla, Heirloom White, Arctic Silver, Mesa Red, Redwood, Hartford Green, Hunter Green, Chestnut Bronze, Black Licorice or Dark Chocolate
- Insulating glass options include Low-E with argon, LoE<sup>3</sup>-366, tinted, textured, decorative, SoundMaster, laminated and tempered glass
- Grilles between the glass with 5/8" flat or 1" contour grilles
- Frame options include block and flush fin
- Custom sizes available



*\*Insect screens are intended to allow air and light in while keeping insects out. They are not intended to stop children from falling through an open door or window. For safety screens or other security devices, contact your local building supply retailer.*

# SLIDING AND ROLLING WINDOWS

This type of window has one stationary sash and one sash that rolls to the right or left horizontally in grooves or on tracks. Our rolling windows are designed to roll four times easier than industry standards.



## Standard features

- Color: White or Desert Sand
- 2-1/2" frame
- Frames include integral nailing fin
- Even sight lines
- Foam compression gaskets in frame corners
- Finpile weatherstrip applied along full perimeter of operating sash
- High-performance Low-E insulating glass
- Fiberglass Charcoal insect screens in an aluminum frame to match the unit's color\*
- Cam-action lock with mortise strike
- Machined Delrin™ rollers with a stainless steel axle on a monorail track; reversible

## Optional features

- Color: Bronze Anodized, Clear Anodized, Brilliant White, French Vanilla, Heirloom White, Arctic Silver, Mesa Red, Redwood, Hartford Green, Hunter Green, Chestnut Bronze, Black Licorice or Dark Chocolate
- Insulating glass options include Low-E with argon, LoE<sup>3</sup>-366, tinted, textured, decorative, SoundMaster, laminated and tempered glass
- Grilles between the glass with 5/8" flat or 1" contour grilles
- Frame options include block and flush fin
- Pass-thru screens that allow for a full opening\*
- Custom sizes available



*\*Insect screens are intended to allow air and light in while keeping insects out. They are not intended to stop children from falling through an open door or window. For safety screens or other security devices, contact your local building supply retailer.*

# FIXED, RADIUS AND GEOMETRIC WINDOWS



Fixed, radius and geometric windows let you showcase beautiful views and create intriguing window arrangements with other window types. A radius shape is circular or features an arched top. A geometric shape has straight edges (e.g., rectangles or octagons).

## Standard features

- Color: White or Desert Sand
- 2-1/2" frame
- Frames include integral nailing fin
- Foam compression gaskets in frame corners
- High-performance Low-E insulating glass

## Optional features

- Color: Bronze Anodized, Clear Anodized, Brilliant White, French Vanilla, Heirloom White, Arctic Silver, Mesa Red, Redwood, Hartford Green, Hunter Green, Chestnut Bronze, Black Licorice or Dark Chocolate
- Insulating glass options include Low-E with argon, LoE<sup>3</sup>-366, tinted, textured, decorative, SoundMaster, laminated and tempered glass
- Grilles between the glass with 5/8" flat or 1" contour grilles
- Frame options include block and flush fin
- Custom sizes available



## SLIDING PATIO DOORS—SINGLE-TRACK DOORS

This type of door is perfect for nearly any patio or deck. It opens by sliding along a raised horizontal track at the sill. Our sliding patio doors are available in two-, three- and four-panel designs.



### Standard features

- Color: White or Desert Sand
- Frames include integral nailing fin
- Weep hole covers
- Finpile weatherstrip applied along full perimeter of operating sash
- High-performance Low-E insulating glass
- Fiberglass Charcoal insect screens in an aluminum frame to match the unit's color\*

### Optional features

- Color: Bronze Anodized, Clear Anodized, Brilliant White, French Vanilla, Heirloom White, Arctic Silver, Mesa Red, Redwood, Hartford Green, Hunter Green, Chestnut Bronze, Black Licorice or Dark Chocolate
- Insulating glass options include Low-E with argon, LoE<sup>3</sup>-366, tinted, textured, decorative, SoundMaster, laminated and tempered glass
- Grilles between the glass available with 5/8" flat or 1" contour grilles
- Frame options include block and flush fin
- Custom sizes available



# SLIDING PATIO DOORS—MULTI-TRACK DOORS



Premium Aluminum Sliding Patio Doors from JELD-WEN frame the natural beauty of the environment while keeping the harsh elements where they belong—outside. For beautiful and reliable aluminum patio doors that withstand the rigors of any climate—hot or cold, wet or dry, choose JELD-WEN.

## Standard features

- Color: Clear Anodized, Bronze Anodized
- 6" box frame for 2-track system
- 1" Low-E insulating tempered glass
- High-quality weatherstrip for a tighter seal
- Dual-point mortise lock for increased security
- Color matching handle set
- Deluxe fiberglass Charcoal insect screens with frames that match color of unit\*
- Heavy duty stainless steel tandem rollers with precision bearing for effortless operation

## Optional features

- Frame: 8-3/16" for 3-track systems
- Glass options include 1" clear insulating tempered Low-E, tempered tinted, tempered obscure
- Grilles between the glass available with 5/8" flat or 1" contour grilles



Heavy duty stainless steel tandem rollers provide smooth, effortless and long-lasting operation



Two- and three-track systems available for multi-slide



Built-in pockets house optional supports to withstand highest wind zones

*\*Insect screens are intended to allow air and light in while keeping insects out. They are not intended to stop children from falling through an open door or window. For safety screens or other security devices, contact your local building supply retailer.*

# JELD-WEN® ALUMINUM WINDOW & PATIO DOOR LIMITED WARRANTY

## OUR WARRANTY TO YOU...

JELD-WEN® Products<sup>1</sup> are designed to create lasting value for your home. This warranty is effective for all JELD-WEN aluminum Products manufactured on or after **January 1, 2009** for use in the United States and Canada. Any previous warranties will continue to apply to products manufactured by JELD-WEN prior to this date. For additional information, including care and maintenance instructions, installation instructions and previous warranties, refer to [www.jeld-wen.com](http://www.jeld-wen.com).

### What This Warranty COVERS

Except as set forth in the Special Coverages section below, we warrant that if your JELD-WEN Product exhibits a defect in material or workmanship within the time periods from the date of manufacture as specified below, we will, at our option, repair, replace or refund the purchase price of the Product or component part.

### Owner-Occupied Single-Family Residence Ten Year Warranty

We warrant our Premium, Builders, and Windowmaster Products to the original owner of the owner-occupied single-family residence for **ten (10)** years from the date of manufacture. Skilled labor<sup>2</sup> (where deemed necessary by us) to repair or replace any component is provided for **one (1)** year from the date of manufacture.

### Special Coverages

**ImpactGard® Glass:** We warrant each ImpactGard glass unit for **ten (10)** years.

**Special Glazings** (including laminate glass units other than ImpactGard): We warrant special glazings (including glass options not listed in our product literature e.g., leaded or decorative glass) for **five (5)** years.

**Spontaneous Glass Breakage:** We warrant sealed glass units installed in windows and patio doors (excluding laminated glass, and special glazings) for spontaneous breakage for **one (1)** year (to include free replacement glass and skilled labor<sup>2</sup> necessary to replace the glass for **one (1)** year. Spontaneous breakage occurs when the glass develops a crack without sign of impact.

### Commercial Two Year Warranty

#### (Other than Owner-Occupied Single-Family Residence)

We warrant JELD-WEN Products (including ImpactGard and Special Glazings) specific for commercial applications for a period of **two (2)** years from the date of manufacture. Skilled labor<sup>2</sup> (where deemed necessary by us) to repair or replace any component is provided for **one (1)** year from the date of manufacture. Spontaneous glass breakage is covered as noted above.

### Summit Aluminum Products One Year Warranty

We warrant our Summit Products for **one (1)** year from the date of manufacture. This warranty includes **free** replacement parts to replace components of the window or patio door. Skilled labor<sup>2</sup> and special coverages are not provided.

### Transferability

This warranty is non-transferrable.<sup>3</sup>

### How To Get Assistance

If you have a problem with your JELD-WEN product, contact the dealer/distributor or contractor from whom you purchased your product or contact us directly:

Mail: JELD-WEN Customer Care  
Attn: Aluminum Warranty Claims  
P.O. Box 1329, Klamath Falls, OR 97601  
Phone: 888-JWHelpU (888-594-3578)  
Fax: 800-436-5954  
Email: [jeldwenwarranty@jeld-wen.com](mailto:jeldwenwarranty@jeld-wen.com)

We can respond quickly and efficiently if you provide the following: a) product identification (from the original order/invoice, spacer code, permanent label, or the window identification number found on corner of glass), b) how to contact you, c) the address where the product can be inspected, and d) a description of the apparent problem and the product (photographs are helpful).

### What We Will Do

Upon receiving your notification, we will send out an acknowledgement, usually within three business days. We will investigate your claim and will begin to take appropriate action within 30 days after notification. If it is determined that the product does not have a defect covered by the labor warranty, we may charge an inspection fee for any onsite inspection that is required or requested by you. Because manufacturing materials and techniques can change, replacement part(s) may not be an aesthetic match to the original. Replacement components/products are warranted for the balance of the original product warranty or 90 days, whichever is longer. If we determine we are unable to provide replacement parts and repair is not practicable or cannot be made timely, then we will refund the unit/component purchase price.

### What This Warranty Does NOT Cover

JELD-WEN is not liable for:

- Normal wear and tear; natural weathering of surfaces.
- Normal wear and tear to hardware and naturally occurring changes to hardware finishes (e.g., corrosion or tarnishing).
- Damage caused by chemicals (e.g. brick wash) or a harsh environment (e.g. salt spray or airborne pollutants).

JELD-WEN WINDOWS & DOORS

- Product failure due to misuse or abuse; damage caused by failure to provide maintenance, by alteration or modification to the window (e.g. customer applied tints or films, paint finishes, security systems), or as a result of any cause beyond the control of JELD-WEN (e.g. fire, flood, earthquake, other acts of nature, and acts of third parties outside of our control).
- Glass breakage (except spontaneous breakage as covered above).
- Slight imperfections or wavy distortions in the glass that don't impair structural integrity. Note: wavy distortions in the glass (e.g. related to laminate interlayer or heat strengthening of glass) are not considered a defect. Slight color variations in glass are not considered a defect.
- Improper installation not in conformance with JELD-WEN installation instructions (note: see [www.jeld-wen.com](http://www.jeld-wen.com) for current installation instructions); operational problems and problems related to water and/or air infiltration/leaking as a result of improper installation or flaws in building design or construction.
- Damage or poor product performance resulting from installation into a condition that exceeds product design standards and/or certified performance specifications and/or is not in compliance with building codes.
- Damage caused by extreme artificial temperature buildup or exposure (e.g., where storm doors/windows are present).
- Product or component performance decline due to aging, inert gas dissipation, natural processes or failure to provide proper maintenance. Note: Other than inert gas loss due to seal failure, the migration of an inert gas, such as argon, is a natural process that occurs over time and is not a defect.
- Screen damage due to normal wear and tear, misuse, abuse, or insect or animal activity.
- Condensation or damage as a result of condensation (Note: unless due to insulating glass failure, most condensation problems are related to excessive humidity levels in a structure; contact a heating/air conditioning specialist for help).
- Labor and materials for repainting or refinishing activities, or the removal or disposal of defective product(s); labor exceeding the time periods specified above.
- Incidental or consequential damage. Some states/provinces do not allow the exclusion or limitation of incidental or consequential damages, so this may not apply to you.

### Important Legal Information

This Limited Warranty document sets forth our maximum liability for our products. We shall not be liable for special, indirect, consequential, or incidental damages. Your sole and exclusive remedy with respect to any and all losses or damages resulting from any cause whatsoever shall be as specified above. We make no other warranty or guarantee, either express or implied, including implied warranties of merchantability and fitness for a particular purpose to the original purchaser or to any subsequent user of the product, except as expressly contained herein. In the event state or provincial law precludes exclusion or limitation of implied warranties, the duration of any such warranties shall be no longer than, and the time and manner of presenting any claim thereon shall be the same as, that provided in the express warranty stated herein. This Limited Warranty document gives you specific legal rights, and you may have other rights that vary from state/province to state/province.

No distributor, dealer or representative of JELD-WEN has the authority to change, modify or expand this warranty. The original purchaser of this Product acknowledges that they have read this warranty, understand it and are bound by its terms and agrees to provide this warranty to the original owner of the structure into which the Product is installed.

<sup>1</sup> "JELD-WEN Products" shall refer to aluminum window and patio door products manufactured in the United States and marketed under the JELD-WEN brand name for use in the United States and Canada. See our separate Export Warranty for applicable coverage on products used outside the United States and Canada.

<sup>2</sup> "Skilled labor" refers to tasks where specialized technical knowledge, experience, methods or tools are required to properly identify, diagnose and/or correct product-related problems.

<sup>3</sup> This warranty extends to the original purchaser (original purchaser means the contractor/distributor/purchaser and the initial owner of the structure where the Product is initially installed) and is not transferable. Should state or provincial law preclude no transferability, then the warranty period is effective **five (5)** years from the date of manufacture for owner occupied single-family residences and **two (2)** years for commercial applications.



## ABOUT JELD-WEN

SINCE 1960, when JELD-WEN began as a small Oregon millwork plant, we've been dedicated to creating reliable windows and doors that are energy efficient, beautiful and worry-free.

JELD-WEN is proud to be a member of the Green Building Initiative (GBI). GBI is a nonprofit organization that accelerates green building practices by promoting environmentally progressive approaches that are practical, affordable and accessible to mainstream builders, architects and developers. As a member, we help state and local homebuilder associations develop local green building programs that are appropriate for their regions. These programs then help builders develop homes that are energy efficient, healthier to live in, and better for the environment.

We also believe in supporting our communities. One way we do this is through the JELD-WEN Tradition Foundation, which provides charitable funds to educational organizations. We've been the title sponsor of the JELD-WEN Tradition on the PGA TOUR's Champions Tour since 2003; we're a Proud Partner of THE PLAYERS; and we're the official window, door and millwork provider of the PGA TOUR.



The JELD-WEN website is your ultimate resource for learning about our reliable windows and doors. It has all the product information and design advice you need. Visit us at [www.jeld-wen.com](http://www.jeld-wen.com) today.

**RELIABILITY** *for real life*<sup>®</sup>



Official window, door and millwork provider  
of the PGA TOUR and Champions Tour

**JELD-WEN**<sup>®</sup>  
WINDOWS & DOORS



©2009 JELD-WEN, inc.; JELD-WEN, the JW icon, ImpactGard and Reliability for real life are trademarks or registered trademarks of JELD-WEN, inc., Oregon, USA. All other trademarks are the property of their respective owners.

JELD-WEN reserves the right to change product specifications without notice.  
Please check our website, [www.jeld-wen.com](http://www.jeld-wen.com), for current information.

11-748 04/09 (SB 5M 2873\_13)